













SURVEY RESULTS: 9/1/09 - 7/1/10, 1000 Responses

PATH Survey - Service

What do you feel is the current level of PATH service?	% of Respondents	Number of Respondents
Unacceptable 	10.20%	80
Poor 	20.15%	158
Below Average 	24.74%	194
Average 	25.77%	202
Above Average 	8.42%	66
Good 	7.27%	57
Great 	3.44%	27
Number of respondents		784
Number of respondents who skipped this question		233

What do you see as the current trend in PATH service?	% of Respondents	Number of Respondents
Getting much worse 	22.45%	176
Getting a little worse 	29.34%	230
About the same 	37.12%	291
Getting a little better 	8.29%	65
Getting much better 	2.81%	22
Number of respondents		784
Number of respondents who skipped this question		233

PATH Survey - Resource Allocation

PATH is starting to use new train cars. How do you think they should be implemented?	% of Respondents	Number of Respondents
Add new trains as additions to the schedule, keeping the old trains in service (increasing capacity)	80.28%	635
Take old trains out of service when each new train becomes available (not increasing capacity)	19.72%	156
Number of respondents		791
Number of respondents who skipped this question		226

How do you feel about the messages on the PSA (public service announcement) system? PSA's include "packages subject to search", "pick up your belongings", and "buy smartlink cards". PSA's DO NOT include interruption of service notices.	% of Respondents	Number of Respondents
Totally useless	43.62%	345
Slightly useless	24.53%	194
No opinion	20.23%	160
Slightly useful	8.47%	67
Very useful	3.16%	25
Number of respondents		791
Number of respondents who skipped this question		226

How do you feel about the frequency of the PSAs (public service announcements)?	% of Respondents	Number of Respondents
It repeats way too often	43.24%	342
It repeats slightly too often	27.69%	219
It repeats at a good frequency	26.68%	211
It doesn't repeat often enough	2.40%	19
Number of respondents		791
Number of respondents who skipped this question		226

PATH regularly pays employees to hand out card-holders & smartlink brochures at the stations. They often pay 2, 3, even 4 employees to do this at each booth. How do you feel about PATH spending funds doing this?	% of Respondents	Number of Respondents
It's a total waste of funds	41.34%	327
It's a slight waste of funds	18.46%	146
It could be put to better use	20.10%	159
It's a fair use of funds	20.10%	159
Number of respondents		791
Number of respondents who skipped this question		226

PATH Survey - Equipment

When you walk up to a ticket vending machine... how often is it NOT in service, or it doesn't work for you on the first try?	% of Respondents	Number of Respondents
0-10% of the time	28.26%	236
10-20% of the time	19.76%	165
20-40% of the time	18.80%	157
40-60% of the time	8.62%	72
60-80% of the time	4.31%	36
80-100% of the time	2.16%	18
I don't use ticket vending machines.	18.08%	151
Number of respondents		835
Number of respondents who skipped this question		182






When you walk up to a turnstile to use your quick-card/smart-link card... how often is it NOT in service, or it doesn't work for you on the first try?	% of Respondents	Number of Respondents
0-10% of the time	38.56%	322
10-20% of the time	29.10%	243
20-40% of the time	18.80%	157
40-60% of the time	7.90%	66
60-80% of the time	4.19%	35
80-100% of the time	1.44%	12
Number of respondents		835
Number of respondents who skipped this question		182





PATH Survey - Facilities

When you walk up to a PATH Station Escalator... how often is it NOT in service, forcing you to try another?	% of Respondents	Number of Respondents
0-10% of the time	25.85%	213
10-20% of the time	18.81%	155
20-40% of the time	17.11%	141
40-60% of the time	11.77%	97
60-80% of the time	7.04%	58
80-100% of the time	2.43%	20
The stations I use don't have escalators	16.99%	140
Number of respondents		824
Number of respondents who skipped this question		193

When you walk up to a PATH Station Elevator, how often is it NOT in service?	% of Respondents	Number of Respondents
0-10% of the time	32.77%	270
10-20% of the time	11.17%	92
20-40% of the time	6.80%	56
40-60% of the time	6.92%	57
60-80% of the time	4.13%	34
80-100% of the time	3.16%	26
The stations I use don't have elevators	35.07%	289
Number of respondents		824
Number of respondents who skipped this question		193

PATH Survey - Environment

How do you feel about the temperature of the PATH trains in the summer?	% of Respondents	Number of Respondents
Way too hot 	19.19%	162
Too warm 	37.56%	317
Just right 	39.22%	331
Slightly too cold 	3.08%	26
Way too cold 	0.95%	8
Number of respondents		844
Number of respondents who skipped this question		173

How do you feel about the temperature of the PATH stations in the summer?	% of Respondents	Number of Respondents
Way too hot 	56.99%	481
Too warm 	30.09%	254
Just right 	11.49%	97
Slightly too cold 	1.07%	9
Way too cold	0.36%	3
Number of respondents		844
Number of respondents who skipped this question		173

PATH Survey - Priorities

What do YOU think PATH's top priorities should be?
(you can select more than one)

	% of Respondents	Number of Respondents
Add new signals/switches so that more trains can run closer together (increasing ridership capacity)	16.99%	500
Add new trains to the schedule (increasing ridership capacity)	18.69%	550
Lengthen platforms in stations to accommodate longer trains (increasing ridership capacity)	7.51%	221
Add/Increase ventilation in the PATH stations	15.09%	444
Upgrade escalators/elevators/turnstiles so they function 24/7	4.99%	147
Resume direct service overnight & weekends (eliminate Hoboken layover)	14.44%	425
Inform users in stations about train delays & outages	13.73%	404
Add bike/stroller turnstiles to all stations	4.62%	136

WRITE IN COMMENTS - What do YOU think PATH's top priorities should be?

Do something to accommodate all of the people getting on PATH from NWK, JSQ, and the parking lots at Harrison. They are clogging the system and people further down the line can't even fit on the train! There should be a surcharge at those far away stations to pay for more train service.

The 'new' blue trains have less poles and handrails/handles than the old trains! The average woman is 5'-4" and can't reach the overhead bars!

Have the TV's display useful info like when the next train will arrive, instead of "NBC Propaganda".

Install Bike/Stroller/Suitcase accessible turnstiles (like at WTC) at ALL stations

Tell people to TAKE THEIR BACKPACKS OFF before entering the train. During over-capacity rush hour each of these idiots takes up the space of two people.

Increase frequency of trains at night and weeknds period. There is no excuse to run trains every 25 minutes that are overcrowded. Every 15 min TOPS...

Please reduce the volume on recorded (useless) PSAs

more elevators (Grove specifically)

Remove cars with little or no Air conditioning

Smoother ride; less start/stop!

MOVE THE TRAINS OUT AS FAST AS THE WORLD TRADE TRAINS JOURNAL SQUARE JSUT SITTS THERE WAITITNG AND GETTING MORE AND MORE CROWDED

Improve weekend service greatly

lower the fucking temperature at 23rd street before someone dies

repair or renew their busted system to avoid the constant stop/go of the trains

show "next train arriving in X minutes" notification

cut employees pay they make way too much

Keep back door of JSQ station open after 11PM

give the hoboken to 33rd service on weekends back

Trash Cans

Add cell phone reception to check status of PATH trains as well as MTA train delays, etc.

no strollers or bikes during peak hours

add garbage cans

elevator access at new entrance to Grove Street - why on earth wasn't this implemented when the new entrance was built?

put real information on the millions of LCD screens they just installed instead of pointless NBC promos

from 6:45PM to 7:30PM: run more hoboken to WTC trains / add garbage cans

Sticking to the printed schedule

Power wash every station, It is filthy

Use the TVs for something other than ads for NBC

fix the train speakers... can never understand what the conductor says

Freaking Trash CANS

speak with the MTA about adding turnstiles to subways to smartink users in NJ can use their cards on the NYC transit system

EXtend to Newark Airport

Add More Seats In Station

Clean the cars. The bums sleep on the seats and piss all over them selves. The seats are wet and the cars smell

Coordinate with NJ Transit schedules

Build New Tunnel

fix WTC exit and entrance on vescey st

24/7 full size bike access (increased capacity to compensate space)

Fix the frequency and capacity now!

Notify people BEFORE they pay their fare of problems on the lines that could cause disruptions

put in a fan

get rid of PSAs please!

announce times for next arriving trains

Send PATH alerts out immediately, as soon as an incident occurs. Information in PATH Alerts is almost always stale/useless.

access for persons with disabilities

place agent on site all the time

tailor service to event like the subway does. If there is a rangers or yankees mets game getting out late, plan to have service so those people aren't waiting forever on the platform

add in poles to new trains and handrails. there is nothing to hold onto once all seats are taken

Direct JSQ-33 on Weekends!!!

bike capacity in trains

Add a timing mechanism so we know how long we have to wait for the next train

anything that increases ridership capacity somethings gotta give

ADD GARBAGE CANS TO STATIONS!!!

Increased trains on the weekends and late night. They are always packed!

Resume direct weekend service Hoboken-WTC

enforce rush hour rules such as riders with bicycles

Do something about the disgusting public drunkenness and VOMITING on PATH Thurs-Sat evenings

Digital Timetable at stations of when trains arrive/depart!!!!!!

get the conductors to pull up to the station at the appropriate place for the COMMUTER and not the beginning of the platform in effect shoving a bunch of ppl into the last train (ppl that should've been spread out through the last 2-3 cars)

The new cars have a foul smell . This is very noticeable at WTC station in the afternoon rush hour

Bring back the train status updates on PATHvision!

Bring back signs that told us when the next train was coming

Fix the A/C on all trains so I don't walk off the train like I took a shower. Get rid of the useless train conductor space and modernize the trains like the NYC subways. RUN MORE TRAINS!!!

make smart cards out of better quality material. i have gone through 3 in about a year, at \$5 each. they stay stiffly between other cards in my wallet and don't move, but somehow get "damaged" after a few months of use. totally unacceptable. at least replace them free of charge.

New Trains

Weekend Direct Service is #1 Request

Allow for a direct train from 33rd to JSQ on weekend days (removing the need to go to Hoboken first)

Ventilation in Station. Presently harmful to ones health!

clean the cars more frequently - they always smell like urine

Add handicap access to all stations

Safely speed up train movement through Hoboken / Newport caisson.

It is imperative that there should be no layover for Journal Square riders. Make all stations handicap accessible (isn't this the law? (no money? - They spent \$12 million to build a set of STAIRS at Grove Street!)

Test and improve air quality.

less of a wait for overnight service

PLEASE INSTALL FANS AT THE 9TH ST STOP. PLEEEEEEASE

TV's at station should tell you when the next trains are arriving.

improve the quality of voiced announcements and or put them on the over amount of tv screens in the stations

Show Next Train Arriving Times on New TVs

Build additional stations in JC

the agent that help are in most case useless. I try to look for a path worker they seem to know what is going on.

Add more stations around the city - where the powerhouse is is a good spot, for example.

Provide arrival/departure times at stations

install garbage cans in stations

Make new handicapp/disable signs.

use video monitors to track delays/schedule of next arriving train

STOP those annoying and USELESS PSAs.

Cars are filthy! Clean them!

more wheelchair access!!!!

Install (vs. upgrade) elevators at some path stations.

Improve ventilation inside the train cars. Air is often stale inside.

Notices of when the next trains are arriving or departing throughout the station

more trains at late night

stay on schedule

more security

up grade entire system

Signs

Add "next train" signs at WTC

Clean the trains and stations

Stop running AHEAD of schedule. Trains are often 3 MINUTES ahead of schedule on the NWK to WTC line during weekends. So that, when I arrive in the station 2 min ahead of schedule, I won't miss my train and have to wait 17 MINUTES for the next one!

Put an indicator on platforms for when the next train is arriving in Hoboken

weekend and late night service needs to be increased

The new PATH trains SUCK

increase service in newark

provide a smoother ride

Ban strollers during rush hours! Have very loud PSA's telling the idiots to take off thier back packs! Have very loud PSA's about taking showers in the morning and using deoderant! Make the 4th (middle) car in every train seatless for the idiots with the mountain bikes, 747 size strollers and backpacks!!!

provide trash baskets

Add new PATH entrance at Newport







ticket machines on platforms, show maps w NYT sys connections,

Let riders know the next train to leave from a station



Trash Cans Please!

make Grove St. accessible to handicapped/elderly and those with strollers





PATH Survey - Usage

1. How long have you been using PATH?	% of Respondents	Number of Respondents
Less than 1 year 	6.49%	66
2 years 	14.85%	151
3 years 	10.82%	110
4 years 	5.90%	60
5 years 	5.60%	57
Greater than 5 years 	56.34%	573
Number of respondents		1017
Number of respondents who skipped this question		0






PATH Survey - Weekday Commute




2. Do you use PATH for your weekday commute to work?	% of Respondents	Number of Respondents
Yes 	79.96%	790
No 	20.04%	198
Number of respondents		988
Number of respondents who skipped this question		29





PATH Survey - Weekday Commute YES






3. Which line do you use for your weekday commute? (if you have a multi-leg commute, just select one segment to comment on)	% of Respondents	Number of Respondents
Newark-WTC 	34.21%	117
Journal Square-33rd 	47.95%	164
Hoboken-WTC 	8.19%	28
Hoboken-33rd St 	9.65%	33
Number of respondents		342
Number of respondents who skipped this question		675


PATH SURVEY - Weekday Commute - Newark - WTC




4. When you start your weekday morning commute, where do you get on PATH?	% of Respondents	Number of Respondents
Exchange Place 	18.72%	44
Grove 	31.49%	74
Journal Square 	15.32%	36
Harrison 	5.96%	14
Newark 	28.51%	67
Number of respondents		235
Number of respondents who skipped this question		782






5. When you finish your weekday morning commute, where do you get off PATH?	% of Respondents	Number of Respondents
WTC 	81.28%	191
Exchange Place 	8.94%	21
Grove St 	9.79%	23
Number of respondents		235
Number of respondents who skipped this question		782

6. How do you feel about the frequency of MORNING rush hour Newark-WTC trains?	% of Respondents	Number of Respondents
They don't run nearly enough trains 	25.96%	61
They run slightly not enough trains 	38.30%	90
They run the right amount of trains 	33.19%	78
They run too many trains 	2.55%	6
Number of respondents		235
Number of respondents who skipped this question		782



















7. How do you feel about the crowding of MORNING rush hour Newark-WTC trains?	% of Respondents	Number of Respondents
It is so overcrowded that there isn't enough room to fit one more person 	31.49%	74
It is way too overcrowded 	38.30%	90
It is slightly overcrowded 	18.72%	44
There is an acceptable amount of room 	7.66%	18
There is more than enough room 	3.83%	9
Number of respondents		235
Number of respondents who skipped this question		782

8. How do you feel about the frequency of EVENING rush hour WTC-Newark trains?	% of Respondents	Number of Respondents
They don't run nearly enough trains 	34.89%	82

They run slightly not enough trains 	34.89%	82
They run the right amount of trains 	27.66%	65
They run too many trains 	2.55%	6
Number of respondents		235
Number of respondents who skipped this question		782

9. How do you feel about the crowding of EVENING rush hour WTC-Newark trains?	% of Respondents	Number of Respondents
It is so overcrowded that there isn't enough room to fit one more person 	22.98%	54
It is way too overcrowded 	37.02%	87
It is slightly overcrowded 	20.85%	49
There is an acceptable amount of room 	14.47%	34
There is more than enough room 	4.68%	11
Number of respondents		235
Number of respondents who skipped this question		782

PATH SURVEY - Weekday Commute - Hoboken - 33rd St

10. When you start your weekday morning commute, where do you get on PATH?	% of Respondents	Number of Respondents
Hoboken 	100.00%	31
Number of respondents		31
Number of respondents who skipped this question		986
11. When you finish your weekday morning commute, where do you get off PATH?	% of Respondents	Number of Respondents
Christopher St. 	4.21%	12
9th St. 	4.56%	13
14th St. 	10.53%	30
23rd St. 	18.95%	54
33rd St. 	61.75%	176
Number of respondents		285
Number of respondents who skipped this question		732
12. How do you feel about the frequency of MORNING rush hour Hob-33rd St. trains?	% of Respondents	Number of Respondents
They don't run nearly enough trains 	24.21%	69
They run slightly not enough trains 	39.65%	113
They run the right amount of trains 	35.44%	101
They run too many trains 	0.70%	2
Number of respondents		285
Number of respondents who skipped this question		732
13. How do you feel about the crowding of MORNING rush hour Hob-33rd St. trains?	% of Respondents	Number of Respondents
It is so overcrowded that there isn't enough room to fit one more person 	20.70%	59
It is way too overcrowded 	34.39%	98
It is slightly overcrowded 	28.42%	81
There is an acceptable amount of room 	13.68%	39
There is more than enough room 	2.81%	8
Number of respondents		285
Number of respondents who skipped this question		732
14. How do you feel about the frequency of EVENING rush hour 33rd St.-Hoboken trains?	% of Respondents	Number of Respondents
They don't run nearly enough trains 	34.04%	97
They run slightly not enough trains 	37.89%	108
They run the right amount of trains 	27.37%	78

They run too many trains █

0.70%

2

Number of respondents

285

Number of respondents who skipped this question

732

15. How do you feel about the crowding of EVENING rush hour 33rd St.-Hoboken trains?

% of
Respondents

Number of
Respondents

It is so overcrowded that there isn't enough room to fit one more person █

19.30%

55

It is way too overcrowded █

31.58%

90

It is slightly overcrowded █

27.37%

78

There is an acceptable amount of room █

19.30%

55

There is more than enough room █

2.46%

7




Number of respondents






285





Number of respondents who skipped this question






732


PATH SURVEY - Weekday Commute - Journal Square - 33rd St

16. When you start your weekday morning commute, where do you get on PATH?	% of Respondents	Number of Respondents
Journal Square 	26.53%	39
Grove 	57.82%	85
Pavonia/Newport 	15.65%	23
Number of respondents		147
Number of respondents who skipped this question		870

17. When you finish your weekday morning commute, where do you get off PATH?	% of Respondents	Number of Respondents
Christopher St. 	7.48%	11
9th St. 	5.44%	8
14th St. 	11.56%	17
23rd St. 	19.05%	28
33rd St. 	56.46%	83
Number of respondents		147
Number of respondents who skipped this question		870

18. How do you feel about the frequency of MORNING rush hour JSQ-33rd trains?	% of Respondents	Number of Respondents
They don't run nearly enough trains 	29.25%	43
They run slightly not enough trains 	42.18%	62
They run the right amount of trains 	27.21%	40
They run too many trains 	1.36%	2
Number of respondents		147
Number of respondents who skipped this question		870



















19. How do you feel about the crowding of MORNING rush hour JSQ-33rd trains?	% of Respondents	Number of Respondents
It is so overcrowded that there isn't enough room to fit one more person 	25.17%	37
It is way too overcrowded 	38.10%	56
It is slightly overcrowded 	23.13%	34
There is an acceptable amount of room 	10.20%	15
There is more than enough room 	3.40%	5
Number of respondents		147
Number of respondents who skipped this question		870


20. How do you feel about the frequency of EVENING rush hour 33rd-JSQ trains?	% of Respondents	Number of Respondents
They don't run nearly enough trains 	40.14%	59

They run slightly not enough trains		32.65%	48
They run the right amount of trains		24.49%	36
They run too many trains		2.72%	4
		Number of respondents	147
		Number of respondents who skipped this question	870

21. How do you feel about the crowding of EVENING rush hour 33rd-JSQ trains?		% of Respondents	Number of Respondents
It is so overcrowded that there isn't enough room to fit one more person		21.09%	31
It is way too overcrowded		29.93%	44
It is slightly overcrowded		31.97%	47
There is an acceptable amount of room		12.93%	19
There is more than enough room		4.08%	6
		Number of respondents	147
		Number of respondents who skipped this question	870

PATH SURVEY - Weekday Commute - Hoboken - WTC

22. When you start your weekday morning commute, where do you get on PATH?	% of Respondents	Number of Respondents
Hoboken 	74.07%	20
Pavonia/Newport 	11.11%	3
Exchange Place 	14.81%	4
Number of respondents		27
Number of respondents who skipped this question		990
23. When you finish your weekday morning commute, where do you get off PATH?	% of Respondents	Number of Respondents
WTC 	77.78%	21
Exchange Place 	7.41%	2
Pavonia/Newport 	14.81%	4
Number of respondents		27
Number of respondents who skipped this question		990
24. How do you feel about the frequency of MORNING rush hour Hob-WTC trains?	% of Respondents	Number of Respondents
They don't run nearly enough trains 	25.93%	7
They run slightly not enough trains 	40.74%	11
They run the right amount of trains 	29.63%	8
They run too many trains 	3.70%	1
Number of respondents		27
Number of respondents who skipped this question		990
25. How do you feel about the crowding of MORNING rush hour Hob-WTC trains?	% of Respondents	Number of Respondents
It is so overcrowded that there isn't enough room to fit one more person 	18.52%	5
It is way too overcrowded 	48.15%	13
It is slightly overcrowded 	11.11%	3
There is an acceptable amount of room 	14.81%	4
There is more than enough room 	7.41%	2
Number of respondents		27
Number of respondents who skipped this question		990
26. How do you feel about the frequency of EVENING rush hour WTC-Hob trains?	% of Respondents	Number of Respondents
They don't run nearly enough trains 	37.04%	10
They run slightly not enough trains 	29.63%	8
They run the right amount of trains 	29.63%	8

They run too many trains 

3.70%

1

Number of respondents

27


Number of respondents who skipped this question

990

27. How do you feel about the crowding of EVENING rush hour WTC-Hob trains?


% of
Respondents

Number of
Respondents

It is so overcrowded that there isn't enough room to fit one more person 


22.22%

6

It is way too overcrowded 

22.22%

6

It is slightly overcrowded 

25.93%

7

There is an acceptable amount of room 

14.81%

4

There is more than enough room 

14.81%

4



Number of respondents

27



Number of respondents who skipped this question





990






PATH Survey - Late Nights

28. Do you ever use PATH for late night (after 11pm) travel?	% of Respondents	Number of Respondents
Yes 	82.69%	726
No 	17.31%	152
Number of respondents		878
Number of respondents who skipped this question		139



PATH Survey - Late Nights YES

29. Which line do you use on late nights? (you can select more than one)	% of Respondents	Number of Respondents
WTC - Newark 	32.58%	302
33rd - Journal Square Via Hoboken 	67.42%	625
Number of respondents		714
Number of respondents who skipped this question		303



30. How do you feel about the frequency of late night trains?	% of Respondents	Number of Respondents
They don't run nearly enough trains 	72.55%	518
They run slightly not enough trains 	19.19%	137
They run the right amount of trains 	7.70%	55
They run too many trains 	0.56%	4
Number of respondents		714
Number of respondents who skipped this question		303





31. How do you feel about the crowding of late night trains?	% of Respondents	Number of Respondents
It is so overcrowded that there isn't enough room to fit one more person 	13.31%	95
It is way too overcrowded 	25.07%	179
It is slightly overcrowded 	23.39%	167
There is an acceptable amount of room 	27.03%	193
There is more than enough room 	11.20%	80
Number of respondents		714
Number of respondents who skipped this question		303






PATH Survey - Weekend Travel

32. Do you ever use PATH for weekend travel?	% of Respondents	Number of Respondents
Yes 	88.15%	759
No 	11.85%	102
Number of respondents		861
Number of respondents who skipped this question		156

PATH Survey - Weekend YES

33. Which line do you use on weekends? (you can select more than one)	% of Respondents	Number of Respondents
WTC - Newark 	35.74%	376
33rd - Journal Square Via Hoboken 	64.26%	676
Number of respondents		751
Number of respondents who skipped this question		266

34. How do you feel about the frequency of weekend trains?	% of Respondents	Number of Respondents
They don't run nearly enough trains 	59.92%	450
They run slightly not enough trains 	27.16%	204
They run the right amount of trains 	12.12%	91
They run too many trains 	0.80%	6
Number of respondents		751
Number of respondents who skipped this question		266

35. How do you feel about the crowding of weekend trains?	% of Respondents	Number of Respondents
It is so overcrowded that there isn't enough room to fit one more person 	13.05%	98
It is way too overcrowded 	25.70%	193
It is slightly overcrowded 	29.16%	219
There is an acceptable amount of room 	23.70%	178
There is more than enough room 	8.39%	63
Number of respondents		751
Number of respondents who skipped this question		266